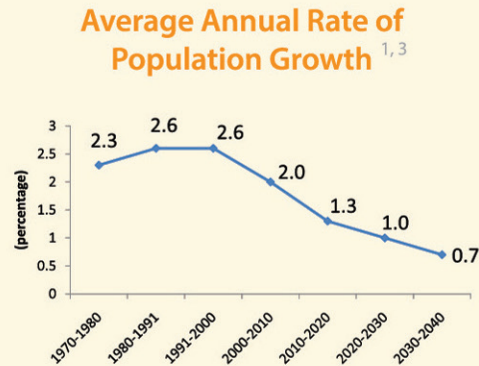
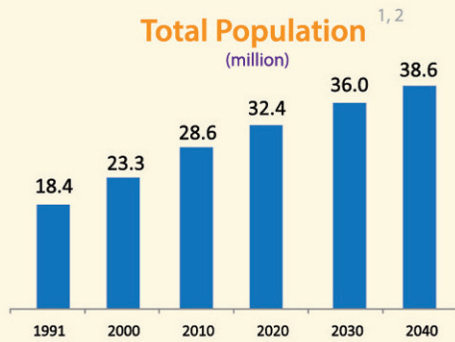



MALAYSIA DEMOGRAPHIC TRENDS

Population Size and Growth



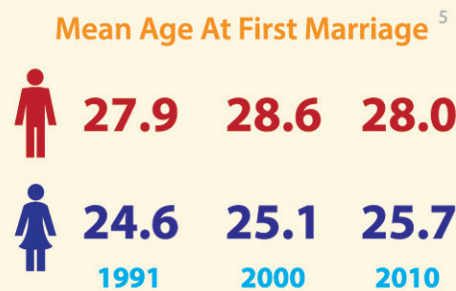

Although the average annual growth rate is declining, the population continues to increase and projected to reach almost 40 million by 2040.

Life Expectancy At Birth



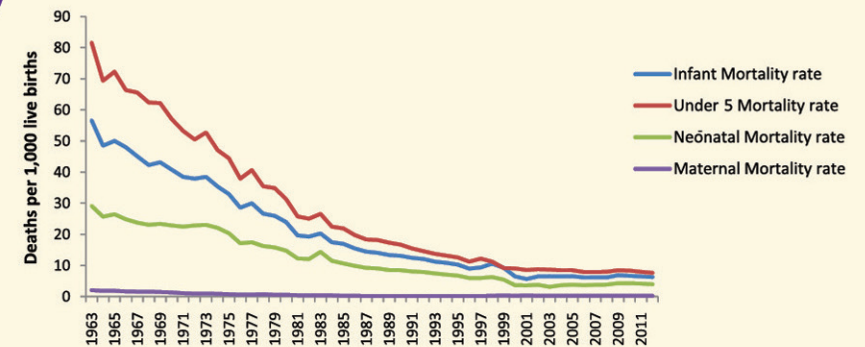
Owing to an excellent health system, the life expectancy has increased for both male and female. Malaysia will achieve the ICPD-PoA targeted life expectancy of 75 years in 2015.

Fertility and Marriage



Malaysia is experiencing a decline in fertility. The total fertility rate has declined from 3.4 children per woman in 1991 to 3.0 in 2000 and has reached replacement level of 2.1 in 2012. Delayed marriage, women education and increased participation of women in the labour force contributed to the decline.

Mortality



Reduction in child and maternal mortality is due to the improvements in providing greater access to health care information and services.

International Migration

Non Citizen ^{1,3}

1991	0.7 million
2000	1.2 million
2010	2.3 million
2020	2.5 million
2040	2.7 million



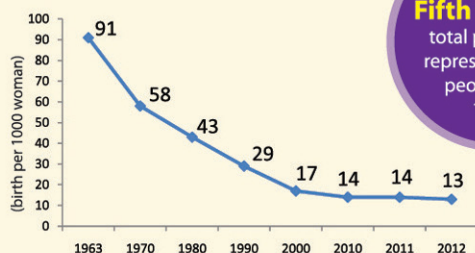
Diaspora ⁷

In 2010, **One third** of Malaysian diaspora are professionals aged 25 year and above with tertiary education

While most countries of the world experience both immigration and emigration, in Malaysia, both flows are of such scale and significance that both impinge upon national development. The numbers of non-Malaysian citizens have increased by 90 per cent between 2000 and 2010, with their share of the total population increased from 5.8 per cent to 8.1 per cent over the decade.


Adolescent and Youth

Adolescent Birth Rate ⁶



Currently, a **Fifth** of Malaysian total population represents young people aged 15-24.


Married Women Aged 15-19 ⁵




The dropped in the proportion of married adolescents reflects the declined in childbearing at the younger ages. Adolescent fertility rate has declined tremendously over the past few decades, down by 86 per cent between the period 1963 - 2012.

Population Aging

Population Aged 60 Years + ⁹

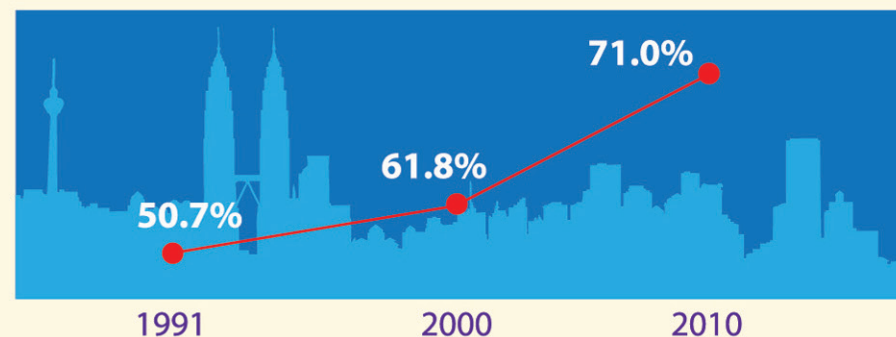


Old Dependency Ratio 60 Years + ^{1,3}



With the decline in fertility and increase in life expectancy, there is a clear trend towards population ageing. Malaysia is expected to become an aged nation by the year 2035.

Urbanisation ¹



Malaysia is currently experiencing an increase in population mobility mainly caused by industrialisation and urbanisation. Between 1970 and 2010, the proportion of population living in the big cities such as Kuala Lumpur, Georgetown and Johor Bahru had doubled.

1. Refers to Department of Statistics Malaysia, Population and Housing Census of Malaysia, 1991-2010
2. Refers to Department of Statistics Malaysia (2012), Population Projections, Malaysia, 2010-2040
3. Refers to Department of Statistics Malaysia, Population and Housing Census of Malaysia 1970-2010
4. Refers to Department of Statistics Malaysia, Various Vital Statistics, 1991-2012
5. Refers to World Marriage Data 2012, United Nations
6. Refers to Department of Statistics Malaysia, Various Vital Statistics, 1963-2012
7. Refers to The World Bank (April 2011), Malaysia Economic Monitor, Brain Drain



Ministry of Women, Family and
Community Development



NATIONAL POPULATION AND FAMILY DEVELOPMENT BOARD

www.lppkn.gov.my