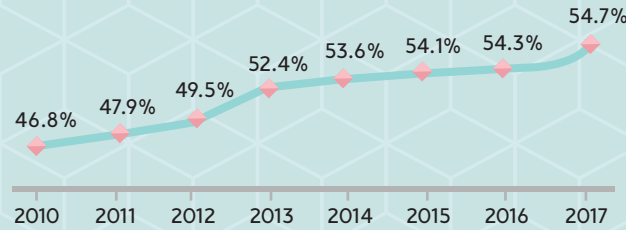


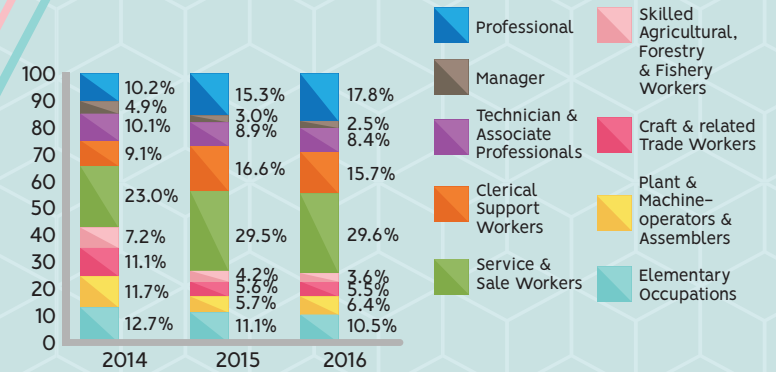
SOURCE:

1. Population Projection (Revised) Malaysia 2010–2040, Department of Statistics, Malaysia
2. Current Population Estimates Malaysia 2017, Department of Statistics, Malaysia
3. Statistics of Women, Family and Community 2016, MWFCDB
4. Population Distribution and Basic Demographic Characteristics 2010, Department of Statistics, Malaysia
5. Vital Statistic 2017, Department of Statistics, Malaysia
6. Fifth Malaysian Population and Family Survey 2014, National Population and Family Development Board

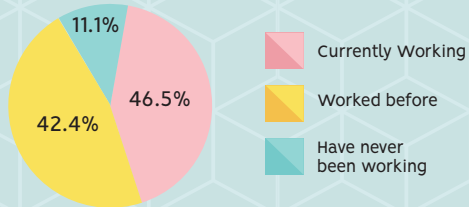
Women Participation in Workforce (3)



Employed Women by Occupation (3)



Employment Status of Women, 2014 (6)



Women and Career

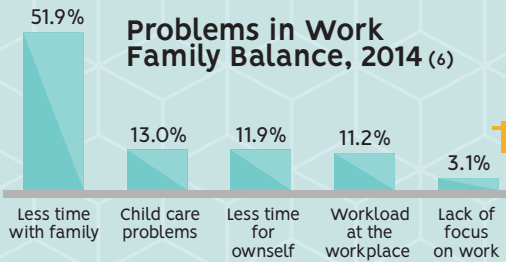


PUBLIC SECTOR (3)
Percentage of top management held by women increase from 33.0 (2014) to 35.8 in 2016

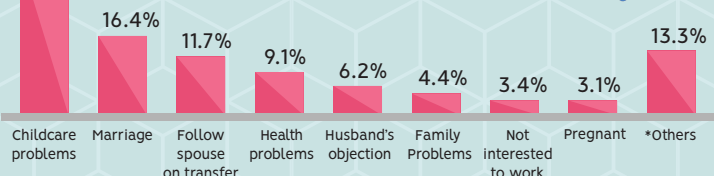
MEMBERS OF PARLIAMENT (3)
Percentage of women members of house representative increase from 10.4 (2014) to 10.8 in 2016

18.7%


WOMEN FACED PROBLEMS IN BALANCING THEIR ROLES BETWEEN WORK AND FAMILY



Reasons for Women Leaving Workforce, 2014 (6)



Types of Support Required by Working Women, 2014 (6)



* includes further education, do not need to work as income is sufficient, workplace, transport problem and termination of contract.

* includes educational assistance, medical and children's need, and others



MINISTRY OF WOMEN, FAMILY AND COMMUNITY DEVELOPMENT




For more information:
**NATIONAL POPULATION AND FAMILY DEVELOPMENT BOARD,
MINISTRY OF WOMEN, FAMILY AND COMMUNITY DEVELOPMENT.**

www.lppkn.gov.my

@lppkn_pop

Lembaga Penduduk dan Pembangunan Keluarga Negara



WOMEN, FAMILY AND CAREER

POPULATION IN MALAYSIA

Population by Gender (1)

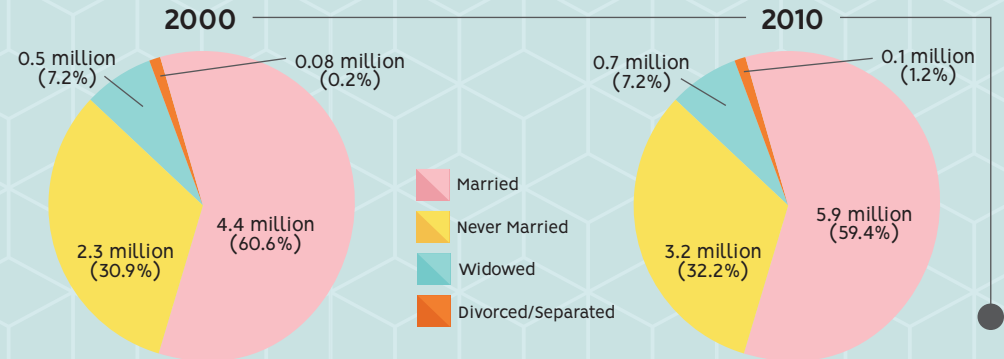


Female Population by Age Group (1)



WOMEN AND FAMILY

Marital Status for Women (4)




Mean Age at First Marriage for Women (4)



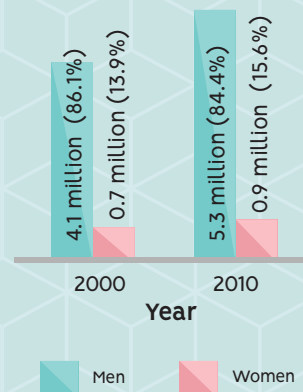
Women Population in Reproductive Age (15-49 years) (2)



Sex-Ratio (2)



Head of Household (3)



Total Fertility Rate (Babies born per woman age 15-49 years) (5)

